

# Closed surgical incisions

**Smith+Nephew**

The PICO System is the first Negative Pressure Wound Therapy System, to be indicated to aid in the reduction of the incidence of both superficial and deep incisional SSIs for high risk patients, in Class I and Class II wounds, post-operative seroma and dehiscence on closed surgical incisions.\*

**PICO** <sup>◇</sup>

Single Use Negative Pressure Wound Therapy System

\*PICO 7/14 sNPWT, for up to 7 days of therapy.

## Examples of appropriate incisions



Breast surgery



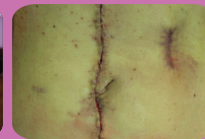
Colorectal surgery



Hip or knee surgery



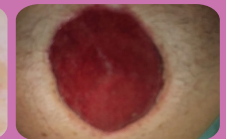
Calcaneal surgery



Abdominal/  
C-section surgery



Coronary artery  
bypass graft surgery



Skin grafts

Note: Please refer to the IFU for a full list of Indications and Contraindications

In a meta-analysis of **29 studies** in a variety of surgical indications; including **11 randomized controlled trials** (RCTs) with a total of **5,614 patients**, PICO sNPWT was found to significantly reduced the risk of SSIs versus standard dressings when analyzed by surgical specialty<sup>1</sup>



**64%** ↓

**Breast**  
2 studies  
420 patients  
(p=0.04)



**51%** ↓

**Obstetrics**  
3 studies  
2,911 patients  
(p=0.003)



**57%** ↓

**Orthopedics**  
5 studies  
607 patients  
(p=0.02)

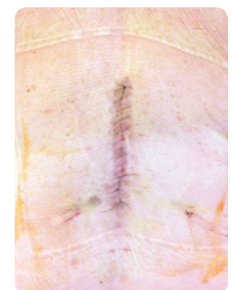
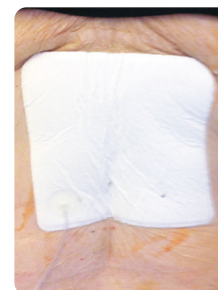
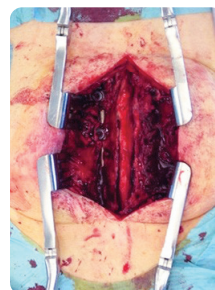


**78%** ↓

**Vascular**  
2 studies  
193 patients  
(p=0.03)

## The PICO dressing Treating the zone of injury

The underlying tissue is damaged during surgery but the PICO dressing can be placed over the entire zone of injury. This means you are not only treating the incision but the surrounding tissue around the incision.<sup>2</sup>



Clinical images provided courtesy of Dr Mattias Brem

# Case studies with PICO<sup>®</sup> System

## Case 1: Sternotomy on high risk patient

### Patient information

- Male
- Suffers from obesity and has an ASA score of 3
- Undergoing a triple bypass, using 2 thoracic arteries
- The surgery lasted for 5 hours, there was a closure of the hemi-sternum using steel sutures and closure of the sternotomy line with absorbable sutures.
- The drains were approximately 5cm away from the incisional line

### Treatment plan and results

- 10cm x 30cm PICO dressing was positioned over the incisional line
- Over the 7 day period of PICO treatment the dressings were changed twice
- There were no problems with the treatment plan, no antibiotics were necessary
- The patient did not complain of pain or any sign of infections. There was however an episode of excessive sweating
- The nurse who carried out the dressing changes appreciated the device was small, simple and easy to handle and apply
- The wound was completely healed by discharge at day 8

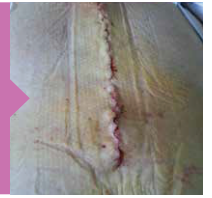
Day 0  
Initial  
incisional  
line



Day 0  
PICO *in situ*

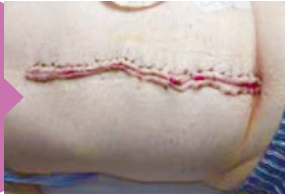


Day 5  
After the  
first dressing  
change



Individual results may vary

Post-op  
colorectal  
incision



PICO *in situ*



Post-op Day 7

Individual  
results may  
vary



Post-op  
total hip  
replacement

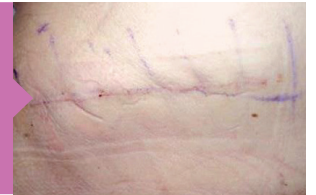


PICO *in situ*



Post-op Day 9

Individual  
results may  
vary



## Key studies to reference:

**Saunders C. et al., (2021)** Single-use negative-pressure wound therapy versus conventional dressings for closed surgical incisions: systematic literature review and meta-analysis

**O'Leary et al., (2016)** Prophylactic negative pressure dressing use in closed laparotomy wounds following abdominal operations

## More ways to learn about the PICO System:

Customer Care/NPWT Clinical Hotline: 1-800-876-1261

Reimbursement Hotline: 866-988-3491

[www.possiblewithpico.com](http://www.possiblewithpico.com)

Advanced Wound Management  
Smith & Nephew  
Fort Worth, TX 76109  
USA

[www.smith-nephew.com](http://www.smith-nephew.com)  
T- 800-876-1261  
F- 727-392-6914

<sup>®</sup>Trademark of Smith+Nephew  
©2022 Smith+Nephew  
PCPE31-34041-0322

### Important Safety Information

The information herein is intended for healthcare professionals. The PICO pumps contain a MAGNET. Keep the PICO pumps at least 4 inches (10 cm) away from other medical devices at all times. As with all electrical medical equipment, failure to maintain appropriate distance may disrupt the operation of nearby medical devices. For full product and safety information, please see the Instructions for Use

